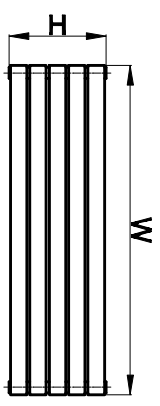
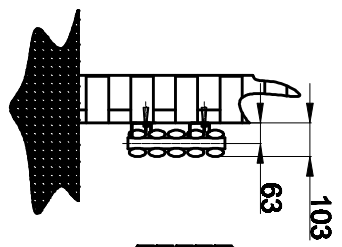


NVHHD

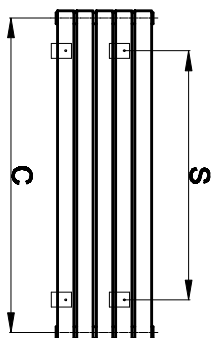
NWHS



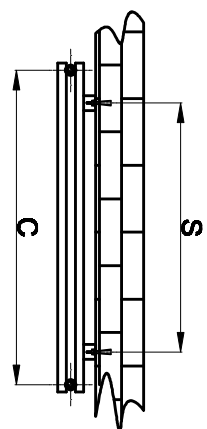
front view



side view



back view



top view

supplied installation accessories



X4



X4

- Vertical Mounting
- Optional Rail Color Selection
- Max Operational Pressure:6Bar
- Inlet/Outlet:1/2"Female Pipe Thread
- All Dimensions are in mm

product name	product code	Height	width	Thickness	Plumbing	Wall to	Wall	Tube	empty	thermal
		H mm	W mm	D mm	exit center to center mm	Pipe cent mm	Distance mm	Quantity	weight kg	output (Δ50°C) Watt-BTU/hr
RND-NVH210D	RND-NVH210D	295	1000	78	955	63	103	10	16.4	675-2303
RND-NVH212D	RND-NVH212D	295	1200	78	1155	63	103	10	19.7	793-2706
RND-NVH214D	RND-NVH214D	295	1400	78	1355	63	103	10	23.0	903-3081
RND-NVH506D	RND-NVH506D	590	600	78	555	63	103	20	21.4	895-3054
RND-NVH508D	RND-NVH508D	590	800	78	755	63	103	20	28.5	1120-3831
RND-NVH510D	RND-NVH510D	590	1000	78	955	63	103	20	35.6	1349-4803
RND-NVH512D	RND-NVH512D	590	1200	78	1155	63	103	20	42.5	1586-5411

www.reinadesign.co.uk

info@atayglobal.com

Tel:+441787238540

